

HMDW110 Series Humidity and Temperature Transmitters for High-Accuracy Measurements in HVAC Applications



HMDW110 Series Humidity and Temperature Transmitters for measurements in ducts, outdoor environments, and humid areas.

Vaisala HUMICAP® Humidity and Temperature Transmitter Series HMDW110 measure relative humidity and temperature in multiple HVAC applications. The series includes transmitters for duct mounting, IP65-classified wall transmitters, and outdoor transmitters with integrated radiation shields.

Proven Vaisala HUMICAP® Performance

The cost-efficient HMDW110 series transmitters are equipped with trusted HUMICAP® 180R sensors. The sensor's superior long-term stability minimizes maintenance needs throughout the transmitter's lifetime. If necessary, the transmitter can be field-calibrated using either an HM70 Hand-Held Humidity and Temperature Meter, or a PC connection.

HMDW110 series instruments are individually adjusted and delivered with a calibration certificate. The factory calibration is traceable to NIST.

Unrivaled Outdoor Humidity Measurements

The integrated radiation shield of the outdoor models HMS110 and HMS112 enables unrivaled measurement performance. It reduces the impact of sunshine on temperature and humidity measurements, and ensures measurement accuracy in outdoor conditions. The most popular control parameters in free cooling – dew point temperature, wet bulb temperature, and enthalpy – are available as output parameters.

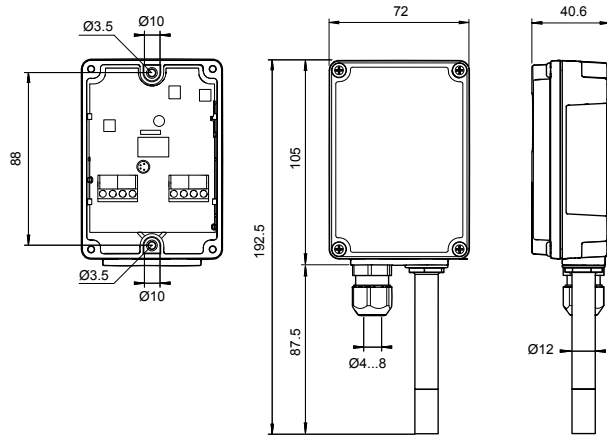
Features/Benefits

- Accurate humidity and temperature transmitters for measurements in HVAC and cleanroom applications
- Outdoor transmitter with professional-grade radiation shield
- Proven HUMICAP® 180R sensor for superior long-term stability
- ± 2 %RH accuracy
- 3-point NIST traceable calibration (certificate included)
- On-site calibration with HM70 Hand-Held Meter or PC connection
- Current output (4 ... 20 mA)
- Default output parameters are relative humidity and temperature. Dew point temperature, wet bulb temperature, and enthalpy outputs selectable with a PC connection.

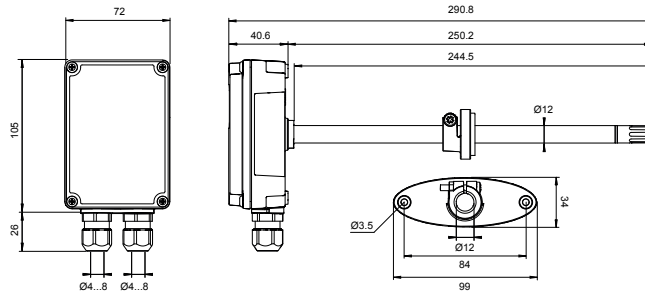
Well-Suited for Cleanroom Monitoring

The HMD110 and HMW110 transmitters can be ordered with a catalytic HUMICAP® sensor HUMICAP® 180VHP. The catalytic sensor improves stability especially in hydrogen peroxide sterilized environments where repeated condensation is expected.

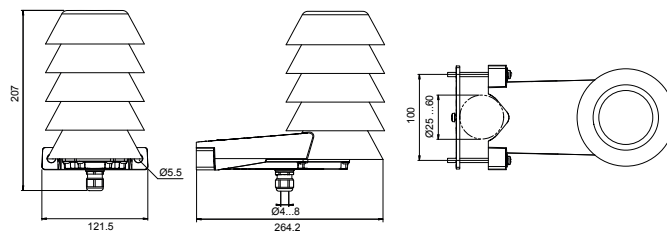
An optional panel display can be added for remote monitoring. Transmitters can be installed into difficult-to-reach locations, while measurement data can be read from a more convenient spot.



*HMW110/112
RH+T transmitters
for measurements
in wet areas*



*HMD110/112
RH+T transmitters
for ducts*



*HMS110/112
RH+T
transmitters
for outdoor
measurements*

Technical Data

Models

Model number	Type	Output	Special Features	Ingress Protection
HMW110	Wall-mount, RH+T	2-wire, current output	Configurable model*	IP65
HMW112	Wall-mount, RH+T	2-wire, current output		IP65
HMD110	Duct-mount, RH+T	2-wire, current output	Configurable model*	IP65
HMD112	Duct-mount, RH+T	2-wire, current output		IP65
HMS110	Outdoor, RH+T	2-wire, current output	Radiation shield, configurable model*	IP65
HMS112	Outdoor, RH+T	2-wire, current output	Radiation shield	IP65

*Delivered with customer specific output settings, including calculated humidity parameters and special scaling of outputs.

Performance

RELATIVE HUMIDITY	
Measurement range	0 ... 100 %RH
Accuracy	
Temperature range	+10 ... +30 °C (+50 ... +86 °F)
0 ... 90 %RH	±2 %RH
90 ... 100 %RH	±3 %RH
Temperature range	-20 ... +10 °C, +30 ... +60 °C
0 ... 90 %RH	±3 %RH
90 ... 100 %RH	±4 %RH
Temperature range	-40 ... -20 °C (-40 ... -4 °F)
0 ... 100%RH	±4 %RH
Stability in typical HVAC applications	±0.5 %RH/year
Humidity sensor	Vaisala HUMICAP® 180R
TEMPERATURE	
Measurement range	-40 ... +60 °C (-40 ... +140 °F)
Accuracy	
At +20 °C (+68 °F)	±0.3 °C
Temperature dependence	±0.01 °C/°C
Temperature sensor	Pt1000 RTD Class F0.1 IEC 60751
CALCULATED PARAMETERS	
Measurement range for dew point temperature and wet bulb temperature	-40 ... +60 °C (-40 ... +140 °F)
Measurement range for enthalpy	-40 ... 460 kJ/kg (-10 ... +190 BTU/lb)
Accuracy of the calculated parameters should be calculated at the actual condition based on the RH and temperature specification.	
Accuracy at 20°C (68°F) and 80%RH:	
Dew point	±0.7 °C (1.2 °F)
Wet bulb temperature	±0.5 °C (0.9 °F)
Enthalpy	±1.6kJ/kg (0.7 BTU/lb)

Operating Environment (All Models)

Operating temperature range	-40 ... +60 °C (-40 ... +140 °F)
Operating humidity range	0 ... 100 %RH
Maximum wind/flow speed	30 m/s
Storage temperature	-40 ... +60 °C (-40 ... +140 °F)
Electromagnetic compliance	EN61326-1, Industrial Environment

Mechanics

Max wire size	1.5 mm ² (AWG 16)
Standard housing color	White (RAL9003)
Housing material	PC + 10%GF (UL-V0 approved)

Inputs and Outputs

Analog output	4 ... 20 mA, loop powered
Loop resistance	0 ... 600 Ω
Supply voltage	20 ... 28VDC at 600 Ω load 10 ... 28VDC at 0 Ω load
Data input for RDP100 Remote	RS485,
Panel Display	Vaisala proprietary protocol

Spare Parts and Accessories

Remote Panel Display	RDP100
Conduit fitting + O-ring (M16x1.5 / NPT1/2 Inch)	210675SP
Conduit fitting + O-ring (M16x1.5 / PG9, RE-MS)	210674SP
Fastening set HMS110	237805
Porous PTFE Filter	DRW239993SP
Membrane Filter	ASM210856SP
Terminal Block, Blue	236620SP
USB cable for PC connection	219690
Connection cable for HM70 hand-held meter	219980SP
HUMICAP® 180R sensor	HUMICAP180R
Catalytic HUMICAP® sensor	HUMICAP180VHP

VAISALA

www.vaisala.com

Edificio Antalia
Albasanz, 16
28037 MADRID
Tel. 91 567 97 00
Fax: 91 570 26 61

www.alavaingenieros.com

ALAVA
INGENIEROS

Torre Mapfre-Vila Olímpica
Marina, 16 - Planta 11-C2
08005 BARCELONA
Tel. 93 459 42 50
Fax: 93 459 42 62

alava@alava-ing.es



Scan the code for more information

Ref. B211349EN-B ©Vaisala 2014

This material is subject to copyright protection, with all copyrights retained by Vaisala and its individual partners. All rights reserved. Any logos and/or product names are trademarks of Vaisala or its individual partners. The reproduction, transfer, distribution or storage of information contained in this brochure in any form without the prior written consent of Vaisala is strictly prohibited. All specifications — technical included — are subject to change without notice.

